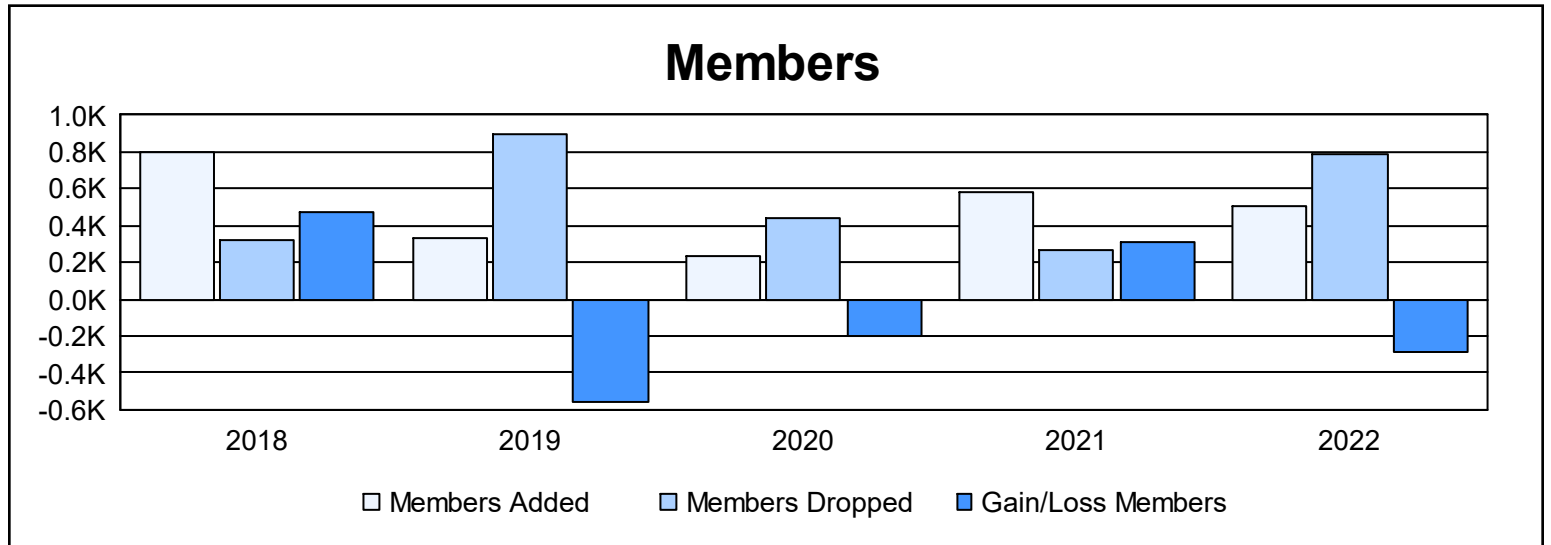
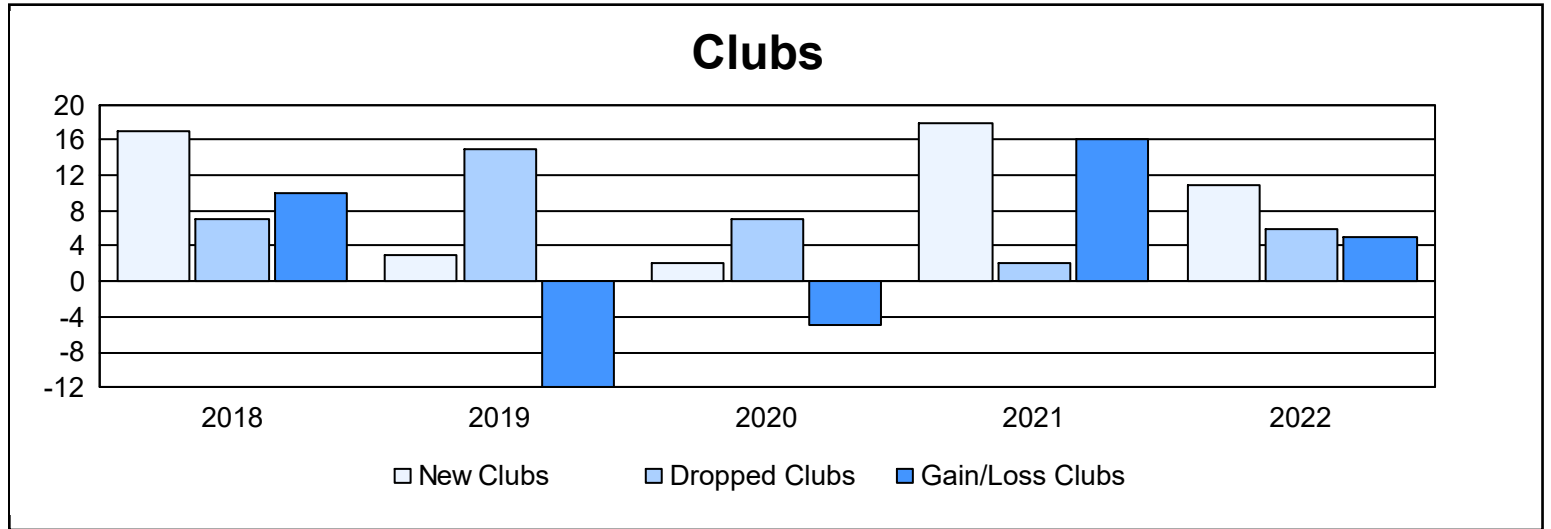
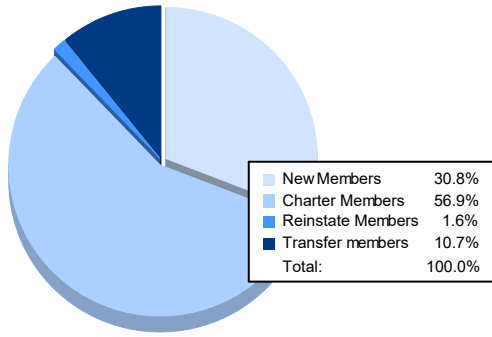


Year	New Clubs	Dropped Clubs	Gain/ Loss Clubs	New Members	Charter Members	Reinstate Members	Transfer Members	Total Member Added	Total Members Dropped	Gain/ Loss Members
2017-2018	17	7	10	369	357	54	19	799	324	475
2018-2019	3	15	-12	120	93	116	4	333	891	-558
2019-2020	2	7	-5	106	75	41	14	236	436	-200
2020-2021	18	2	16	171	379	13	15	578	272	306
2021-2022	11	6	5	155	286	8	54	503	785	-282
<b>Average</b>	<b>10</b>	<b>7</b>	<b>3</b>	<b>184</b>	<b>238</b>	<b>46</b>	<b>21</b>	<b>490</b>	<b>542</b>	<b>-52</b>



### Membership Composition June 2022 Cumulative



### Gender Composition June 2022 Cumulative

